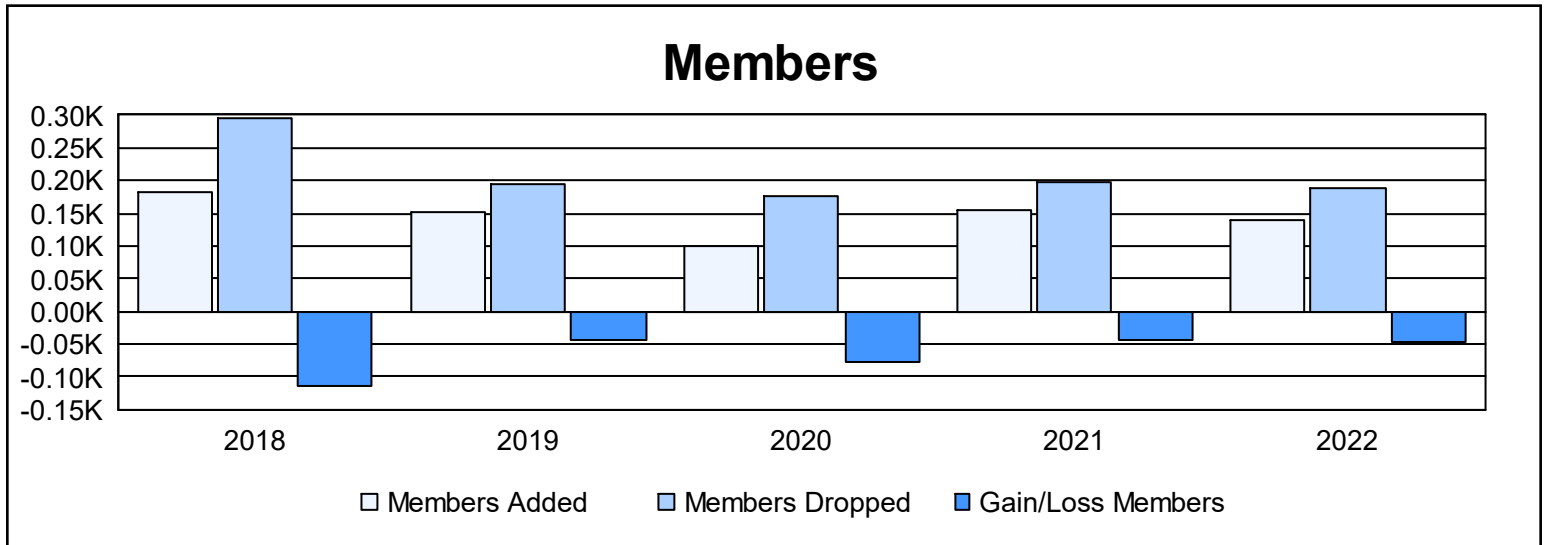
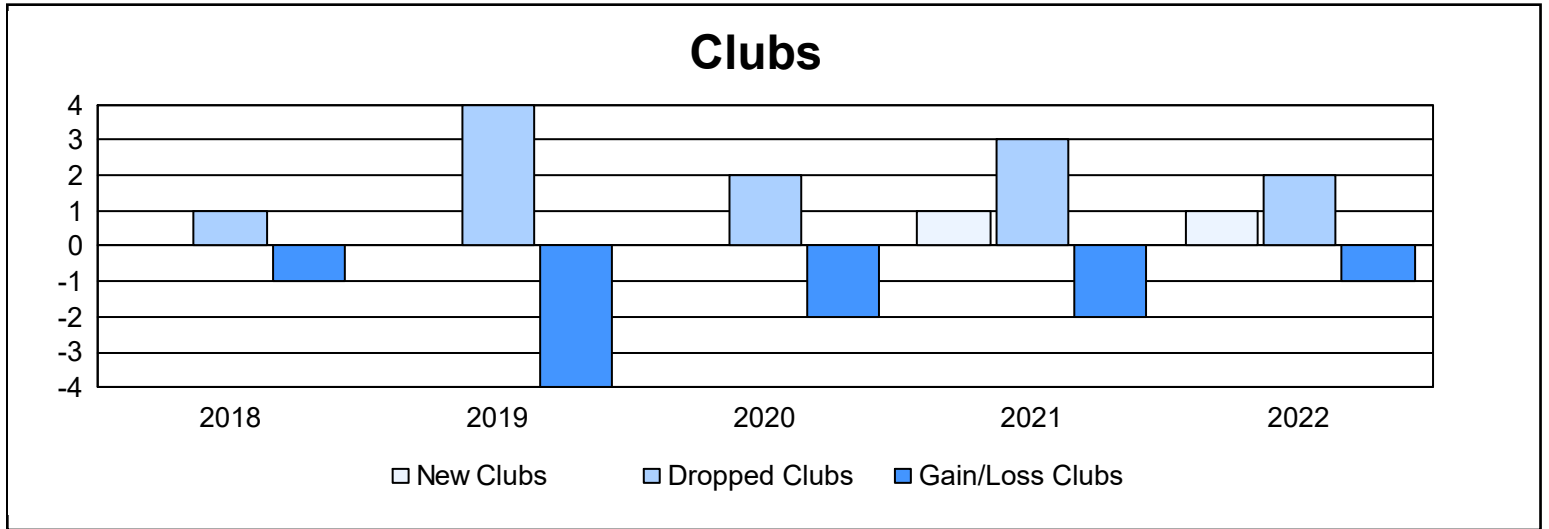
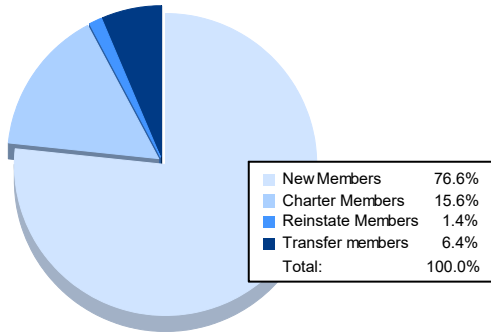


| Year           | New Clubs | Dropped Clubs | Gain/ Loss Clubs | New Members | Charter Members | Reinstate Members | Transfer Members | Total Member Added | Total Members Dropped | Gain/ Loss Members |
|----------------|-----------|---------------|------------------|-------------|-----------------|-------------------|------------------|--------------------|-----------------------|--------------------|
| 2017-2018      | 0         | 1             | -1               | 148         | 7               | 7                 | 19               | 181                | 296                   | -115               |
| 2018-2019      | 0         | 4             | -4               | 128         | 0               | 13                | 11               | 152                | 195                   | -43                |
| 2019-2020      | 0         | 2             | -2               | 88          | 0               | 7                 | 5                | 100                | 176                   | -76                |
| 2020-2021      | 1         | 3             | -2               | 115         | 29              | 4                 | 6                | 154                | 197                   | -43                |
| 2021-2022      | 1         | 2             | -1               | 108         | 22              | 2                 | 9                | 141                | 188                   | -47                |
| <b>Average</b> | <b>0</b>  | <b>2</b>      | <b>-2</b>        | <b>117</b>  | <b>12</b>       | <b>7</b>          | <b>10</b>        | <b>146</b>         | <b>210</b>            | <b>-65</b>         |



### Membership Composition June 2022 Cumulative



### Gender Composition June 2022 Cumulative

